


Quick Step By Step Guide For Beginners Who Just Want Personal Plant

If you're new to the world of plants, don't worry! This beginner's guide will teach you everything you need to know to get started.

Choosing the Right Plant

The first step is to choose the right plant for your needs. Consider the following factors:



How to Grow Marijuana: A Quick Step By Step Guide For Beginners (who just want a personal plant): How To Grow Marijuana & Cook Cannabis Infused Edibles. ... Cannabis Cookbook, Marijuana, Weed.)

★★★★☆ 4 out of 5

Language	: English
File size	: 939 KB
Text-to-Speech	: Enabled
Screen Reader	: Supported
Enhanced typesetting	: Enabled
Word Wise	: Enabled
Print length	: 17 pages
Lending	: Enabled



- **Light requirements:** Some plants need a lot of sunlight, while others can tolerate shade.
- **Water needs:** Some plants need to be watered frequently, while others can go for longer periods without water.

- **Size:** Make sure to choose a plant that will fit in the space you have available.
- **Toxicity:** Some plants are toxic to pets or children, so be sure to do your research before bringing a new plant home.

Once you've considered these factors, you can start narrowing down your choices. If you're not sure which plant is right for you, ask for help at your local garden center.

Planting Your Plant

Once you've chosen your plant, it's time to plant it. Here are the steps:

1. **Dig a hole:** The hole should be twice as wide as the root ball of your plant and just as deep.
2. **Place the plant in the hole:** Carefully remove the plant from its pot and place it in the hole.
3. **Backfill the hole:** Fill in the hole with soil, tamping down gently to remove any air pockets.
4. **Water the plant:** Water the plant thoroughly.

After you've planted your plant, be sure to mulch around it. Mulch helps to retain moisture, suppress weeds, and regulate soil temperature.

Caring for Your Plant

Now that you've planted your plant, it's important to care for it properly. Here are some tips:

- **Water your plant regularly:** The amount of water your plant needs will vary depending on the type of plant, the size of the plant, and the climate you live in. A general rule of thumb is to water your plant when the top inch of soil is dry to the touch.
- **Fertilize your plant regularly:** Fertilizing your plant will help it to grow healthy and strong. Choose a fertilizer that is specifically designed for the type of plant you have.
- **Prune your plant regularly:** Pruning helps to keep your plant healthy and looking its best. Remove any dead or diseased leaves or stems.
- **Repot your plant when necessary:** As your plant grows, it will need to be repotted into a larger pot. Repotting helps to prevent the plant from becoming rootbound.

By following these tips, you can help your plant to thrive for many years to come.

Troubleshooting Common Plant Problems

Even the most experienced plant owners run into problems from time to time. Here are some of the most common plant problems and how to fix them:


- **Yellowing leaves:** Yellowing leaves can be caused by a number of factors, including overwatering, underwatering, nutrient deficiency, or pests. To fix the problem, try adjusting your watering schedule, fertilizing your plant, or treating it for pests.
- **Brown leaves:** Brown leaves can be caused by a number of factors, including underwatering, sunburn, or nutrient deficiency. To fix the

problem, try increasing the amount of water you're giving your plant, moving it to a shadier location, or fertilizing it.

- **Drooping leaves:** Drooping leaves can be caused by a number of factors, including underwatering, overwatering, or root rot. To fix the problem, try adjusting your watering schedule or checking for root rot.
- **Pests:** Pests can be a major problem for plants. There are a number of different types of pests, so it's important to identify the type of pest you're dealing with before you can treat it. Once you've identified the pest, you can choose a treatment that is specifically designed to kill that type of pest.

If you're having trouble solving a plant problem, don't hesitate to ask for help from a professional. A garden center employee or a plant expert can help you to diagnose the problem and find the best solution.

Growing plants is a rewarding experience. By following the tips in this guide, you can help your plants to thrive for many years to come.




How to Grow Marijuana: A Quick Step By Step Guide For Beginners (who just want a personal plant): How To Grow Marijuana & Cook Cannabis Infused Edibles. ... Cannabis Cookbook, Marijuana, Weed.)

★★★★☆ 4 out of 5

Language	: English
File size	: 939 KB
Text-to-Speech	: Enabled
Screen Reader	: Supported
Enhanced typesetting	: Enabled
Word Wise	: Enabled
Print length	: 17 pages
Lending	: Enabled


FREE

DOWNLOAD E-BOOK



Embark on Unforgettable Adventures: Discover the Best of the Vail Valley through Hiking and Snowshoeing

Unveiling the Enchanting Trails of the Vail Valley Nestled amidst the breathtaking Rocky Mountains, the Vail Valley beckons adventurers to immerse themselves in its...



Master the Road: Ace Your North Carolina Driver's Test with Our Practice Tests

Unlock the Secrets to Driving Success in North Carolina Are you eager to get behind the wheel and experience the freedom of driving? Before you can hit...