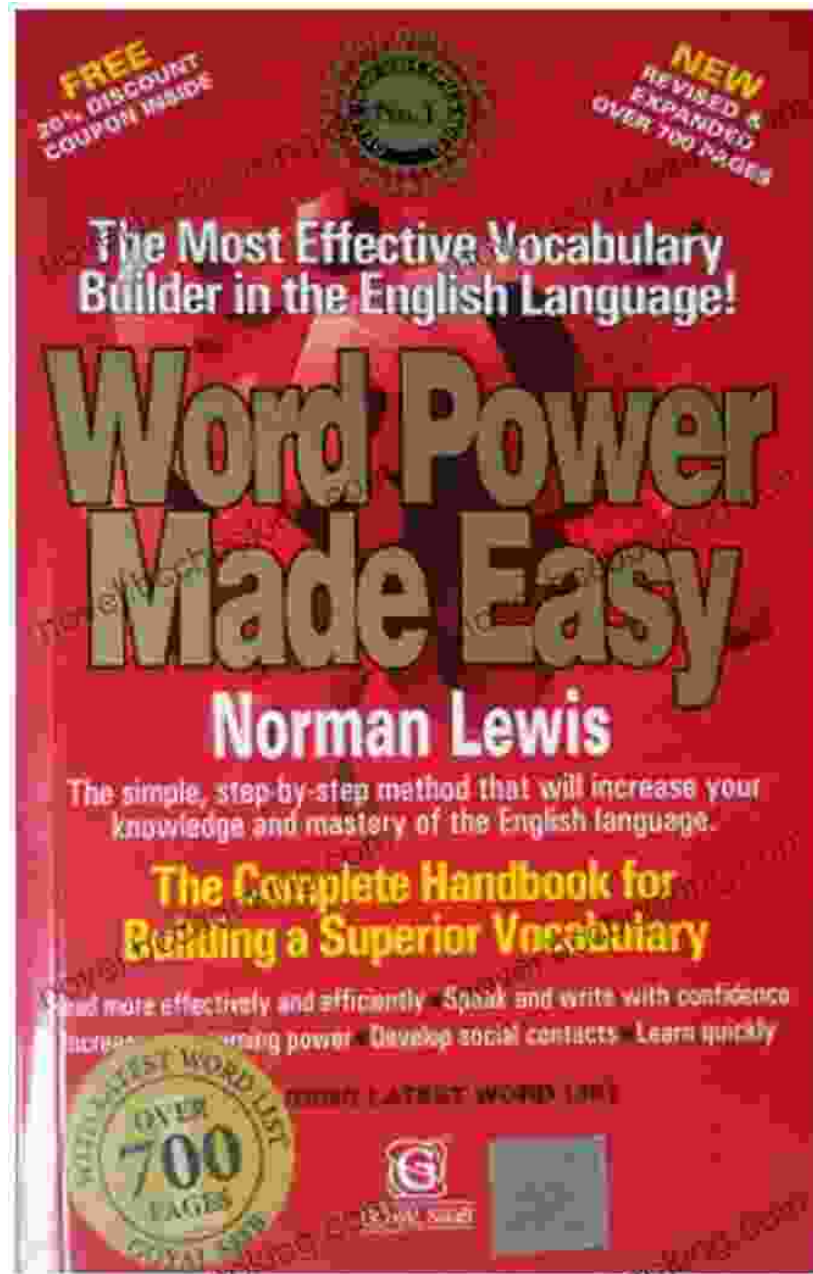


Unleash Your Vocabulary with Word Power Made Easy



Word Power Made Easy: Visual Study Guide - Part 4 of 4 (Visual Vocab) by Rosita Boland

★★★★☆ 4.4 out of 5

Language : English

File size	: 4456 KB
Text-to-Speech	: Enabled
Screen Reader	: Supported
Enhanced typesetting	: Enabled
Word Wise	: Enabled
Print length	: 259 pages



Unlock the Power of Words

Words are the building blocks of communication. They allow us to express our thoughts, ideas, and emotions. They can inspire, persuade, and inform. A strong vocabulary is essential for effective communication in all aspects of life, from personal relationships to professional success.

If you're looking to expand your vocabulary, there's no better resource than Word Power Made Easy. This classic guide has helped millions of people improve their communication skills and achieve their educational and career goals.

What is Word Power Made Easy?

Word Power Made Easy is a comprehensive vocabulary builder that teaches you the most essential words for effective communication. The book is divided into 20 chapters, each of which focuses on a different aspect of vocabulary building, such as:

- Root words and affixes
- Synonyms and antonyms
- Context clues

- Word families
- Figurative language

Each chapter includes dozens of exercises and practice questions to help you master the material. The book also features a comprehensive index and a glossary of over 1,000 words.

Who is Word Power Made Easy for?

Word Power Made Easy is for anyone who wants to improve their vocabulary. It's perfect for students, professionals, and anyone else who wants to communicate more effectively.

The book is especially helpful for people who are preparing for standardized tests, such as the SAT, ACT, and GRE. A strong vocabulary is essential for success on these tests.

The Benefits of Word Power Made Easy

There are many benefits to using Word Power Made Easy, including:

- **Improved communication skills:** A strong vocabulary will help you communicate more effectively in all aspects of life.
- **Enhanced academic performance:** A good vocabulary is essential for success in school and on standardized tests.
- **Increased confidence:** Knowing that you have a strong vocabulary will give you confidence in your ability to communicate effectively.
- **Greater enjoyment of reading and writing:** A strong vocabulary will help you appreciate the nuances of language and make reading and

writing more enjoyable.

How to Use Word Power Made Easy

The best way to use Word Power Made Easy is to work through the book systematically. Start with the first chapter and work your way through the book at your own pace. Be sure to complete all of the exercises and practice questions.

You can also use the book as a reference tool. If you come across a word that you don't know, look it up in the glossary. The glossary provides a brief definition of the word, as well as its part of speech and pronunciation.

Word Power Made Easy is a powerful tool for improving your vocabulary. With regular use, you'll be able to communicate more effectively, achieve your educational and career goals, and enjoy the many benefits of a strong vocabulary.

Free Download your copy of Word Power Made Easy today!




Word Power Made Easy: Visual Study Guide - Part 4 of 4 (Visual Vocab) by Rosita Boland

★★★★☆ 4.4 out of 5


Language : English
File size : 4456 KB
Text-to-Speech : Enabled
Screen Reader : Supported
Enhanced typesetting : Enabled
Word Wise : Enabled
Print length : 259 pages





Embark on Unforgettable Adventures: Discover the Best of the Vail Valley through Hiking and Snowshoeing

Unveiling the Enchanting Trails of the Vail Valley Nestled amidst the breathtaking Rocky Mountains, the Vail Valley beckons adventurers to immerse themselves in its...



Master the Road: Ace Your North Carolina Driver's Test with Our Practice Tests

Unlock the Secrets to Driving Success in North Carolina Are you eager to get behind the wheel and experience the freedom of driving? Before you can hit...